



Universal service branch connector

USB connectors are designed for jointing the conductors of service cables up to 50mm² to the phase conductors of all types of low voltage mains cables.

This includes stranded or solid, 120° and 90° sector shaped or round conductors up the maximum cross section for which each size of connector is designed.

A 3mm Allen key is required to install the service conductor on all connectors. The smaller USB095 requires a 13mm socket to install the mains cable, whereas the USB185 and USB300 both need a 19mm socket to complete the installation.

Part No: USBxxxS & USBxxxD

- **xxx:** Max. mains conductor size suitable for the connector (either 95, 185 or 300mm²)
- **S:** Single service take-off
- **D:** Double service take-off

Brass gauze can be used to wrap copper conductors, and is recommended for small or loosely compacted conductors.

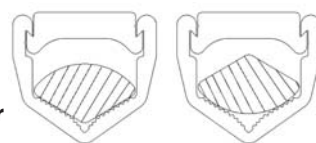
Features

- The standard product is supplied with shear head bolts
- Low torque, direct acting bolts
- Available with single or double service connection

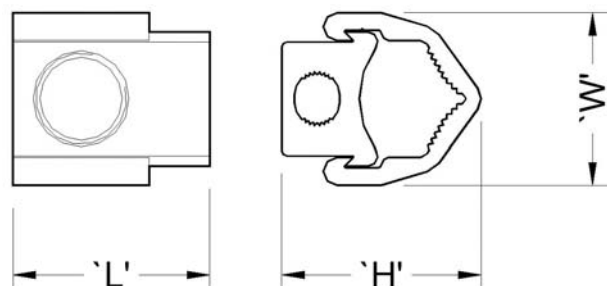
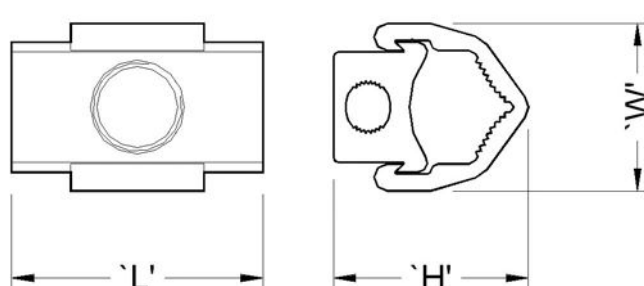
Standard

- Designed to meet BS4579 and ER C79

For jointing sectorial conductors with 'V' facing up or down



DATA SHEET	Date: 01/12/2012
Number: EPP-1733	Revision: B

USBxxxS

USBxxxD


Reference	PN	TCPN	Dimensions (mm)			Conductor size (mm ²)	Socket/ spanner A/F (mm)
			L	H	W		
USB095S	BAH-021520005	391104-000	32	33	25	35-95	13
USB095D	BAH-021520001	453938-000	44	33	25	35-95	13
USB185S	BAH-021520012	964772-000	39	39	34	35-185	19
USB185D	BAH-021520008	664614-000	51	39	34	35-185	19
USB300S	BAH-021520021	810400-000	39	43	40	70-300	19
USB300D	BAH-021520016	351230-000	51	43	40	70-300	19

While TE Connectivity (TE) has made every reasonable effort to ensure the accuracy of the information in this catalog, TE does not guarantee that it is error-free, nor does TE make any other representation, warranty or guarantee that the information is accurate, correct, reliable or current. TE reserves the right to make any adjustments to the information contained herein at any time without notice. TE expressly disclaims all implied warranties regarding the information contained herein, including, but not limited to, any implied warranties of merchantability or fitness for a particular purpose. The dimensions in this catalog are for reference purposes only and are subject to change without notice. Specifications are subject to change without notice. Consult TE for the latest dimensions and design specifications. TE Connectivity and TE connectivity (logo) are trademarks.

© 2012 Tyco Electronics UK Ltd

TE Energy - innovative and economical solutions for the electrical power industry: cable accessories, connectors & fittings, insulators & insulation, surge arresters, switching equipment, street lighting, power measurement and control.

Tyco Electronics UK Ltd

a TE Connectivity company
Freebournes Road
Witham, Essex CM8 3AH

Phone: +44 (0)870 870 7500

Fax: +44 (0)870 240 5289

Email: ukutilities@tycoelectronics.com

energy.te.com